



TVL PANEL DW™

SKU# **TVL481**

The new TVL PANEL DW™ is a soft light luminaire featuring 480 cool white and 480 warm white LEDs, a 115° beam angle, 8-leaf adjustable / removable barn doors, linear white color temperature range (3,200K - 5,800K), smooth 16bit dimming curve mode effects, adjustable LED refresh frequency and gamma brightness for flicker free operation for TV and FILM, 5pin DMX, RJ45 etherCON (Art-NET), and powerCON TRUE 1 connections, (4) button menu control panel, separate dimmer and color temperature rotary dials for manual control, 180° reversible LCD menu display, and a multi-voltage universal auto switching power supply (100-240v). Optional SNAPGRID light control grid available.

FEATURES

Dynamic White 115° Beam TVL Panel Soft Light

480 Cool White + 480 Warm White LEDs

3,200K - 5,800K Linear White Color Temp Range

Smooth 16bit Dimming Curve Modes

Dimmer and Color Temperature Rotary Control Dials

8-Leaf Adjustable / Removable Barn Doors Included

Adjustable LED Refresh Rate and Gamma Brightness

Flicker Free Operation for TV and FILM

Optional SNAPGRID Light Control Grid Available



ELATION | TVL PANEL DW™ | Product Specification Sheet

Specifications are subject to change without notice ©Elation Professional 01/08/18

Elation Professional USA | 6122 S. Eastern Ave. | Los Angeles, CA. 90040
323-582-3322 | 323-832-9142 fax | www.elationlighting.com | info@elationlighting.com

Elation Professional B.V. | Junostraat 2 | 6468 EW Kerkrade, The Netherlands
+31 45 546 85 66 | +31 45 546 85 96 fax | www.elationlighting.eu | info@elationlighting.eu

PRODUCT SPECIFICATIONS

SOURCE

480 Cool White 480 Warm White LEDs
20,000 Hour Average LED Life*

*May vary depending on several factors including but not limited to: Environmental Conditions, Power/Voltage, Usage Patterns (On-Off Cycling), Control and Dimming.

PHOTOMETRIC DATA

>95CRI | 13,000 Total Lumens
1,117 lux 104 fcd @6.6 ft (2m) Full ON 4,200K >95CRI
1,105 lux 103 fcd @6.6 ft (2m) CW 5,800K >95CRI
1,076 lux 100 fcd @6.6 ft (2m) WW 3,200K >97CRI

COLOR

Cool White / Warm White

EFFECTS

3,200K - 5,800K Linear Variable Color Temperature
Electronic Strobe and Variable Dimming Curve Modes

CONTROL / CONNECTIONS

6 DMX Channel Modes (7 total channels)
4 Button Control Panel
2 Rotary Control Dials (Dimmer and Color Temperature)
Adjustable Refresh Rate (900-25,000 Hz)
Adjustable Gamma Brightness (2.0-2.8)
180° Reversible LCD Menu Display
5pin DMX In/Out
RJ45 etherCON In (Art-NET)
powerCON TRUE 1 Power In

SIZE / WEIGHT (w/barn doors attached)

Length: 34.3" (871.8mm)
Width: 12.7" (321.4mm)
Vertical Height: 27.2" (691.2mm)
Weight: 28.0 lbs. (12.7 kg)

ELECTRICAL / THERMAL

AC 100-240V - 50/60Hz
199W Max Power Consumption
5F to 113°F (-15°C to 45°C)

APPROVALS / RATINGS



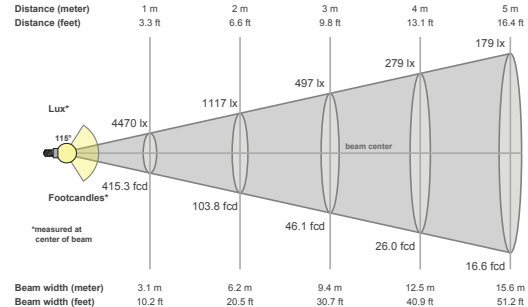
OPTIONAL SNAPGRID 40°

OPTIONAL ACCESSORIES

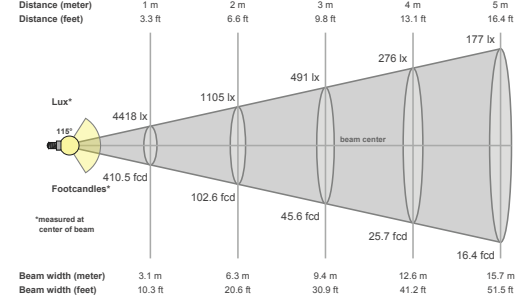
ORDER CODE	ITEM
TVL495	SNAPGRID 40° Light Grid
NARROW CLAMP	PRO 2" Wrap Around Clamp
AC5PDMX5PRO	5 ft. (1.5m) 5pin PRO DMX Cable
CAT6PRO5	5' (1.5m) CAT6 EtherCON Cable
	Additional cable lengths available

PHOTOMETRIC DATA

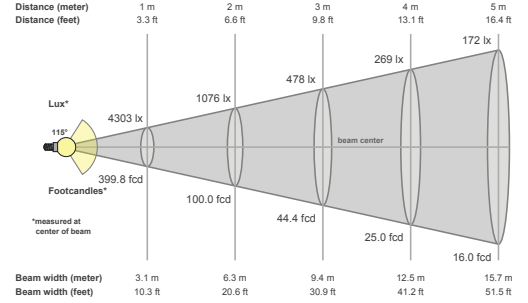
FULL ON (CW/WW) 4,200K >95CRI



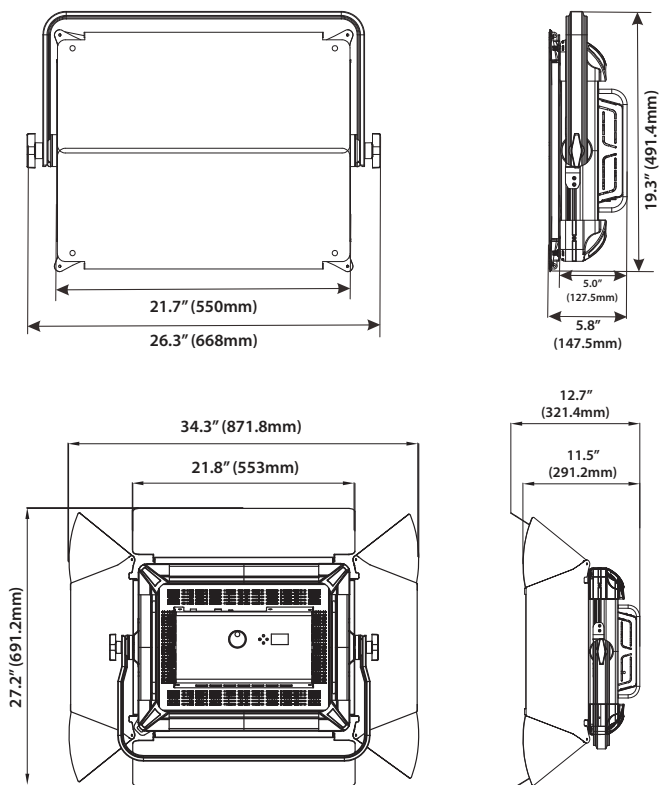
FULL ON (CW) 5,800K >95CRI



FULL ON (WW) 3,200K >97CRI



DIMENSIONAL DIAGRAMS



Specifications are subject to change without notice ©Elation Professional 01/08/18

Elation Professional USA | 6122 S. Eastern Ave. | Los Angeles, CA. 90040
323-582-3322 | 323-832-9142 fax | www.elationlighting.com | info@elationlighting.com

Elation Professional B.V. | Junostraat 2 | 6468 EW Kerkrade, The Netherlands
+31 45 546 85 66 | +31 45 546 85 96 fax | www.elationlighting.eu | info@elationlighting.eu