

Smaller, Lighter, Faster & Brighter -

impression

by




We are ready to impress you with our latest and most advanced product offering yet which is sure to set the new standard for high power moving yoke wash luminaries.

Smaller...the most compact moving head wash fixture can be mounted on 14" centers in any position plus compact truck pack allows 6 units in the same space 2 traditional fixtures would take.

Lighter...die cast aluminum head and industrial light weight plastics with the fixture weighing in at 16 lbs gives an output lumen to physical weight ratio that is unmatched. Less weight in the truck and rig is always better.

Faster...State of the art stepper motor control and compact moving mass for quick and accurate movements moving 660 degree pan in less than 2 seconds while at the same time offering smooth and fluid movements.

Brighter...90 Luxeon K2 LED's arranged in a maximum density allows for light output comparable and often brighter color to color of 575w discharge fixtures.



With the Impression, Elation Professional introduces a new LED Moving Head in an ultimately compact format. Through its flexible installation options the unit can be installed in various orientations making the Impression especially suitable for a variety of applications. Impression offers all the advantages of LED fixtures:

- Low Power Consumption / High Output (60 lumens per watt)
- Low Heat Emission and no UV or IR
- Long Life Operation
- Fast & Smooth Color Fades

Through the use of the new K2 Luxeon high performance LED's, the unit reaches light output higher than a 575W discharge lamp with no less than a 50% power savings. It comes available as an RGB version with 30

LED's per color producing colors through the whole color spectrum and also comes in a White LED version featuring WHITE and AMBER LED's allowing color temperature control from daylight to tungsten. The movement range of the Impression is also unmatched reaching 660 degrees of Pan and 300 degrees of Tilt. These features make the unit ideal for professional stage, theatre, television, exhibit and architectural applications. The Impression is designed in Germany and built in Europe with several international design and application patents pending.

Prepare to be Impressed!

SPECIFICATIONS

Light source:

Additive color mixing
90 Luxeon K2 high power LEDs
Average service life: 100,000 hr.

RGB version:

30 LEDs per color wave lengths optimized for maximum visible color gamut

White version

60 cold white LEDs, 30 amber LEDs allow continuous color temperature adjustment

Optical system:

Highly efficient collimator cluster
Interchangeable lens carrier with 10° beam angle (25° optional)
Integrated stray light screen

Movement:

High precision stepping motor control
8 or 16 bit resolution selectable
Maximum speed 660° Pan in 2 sec., 300° Tilt in 1 sec.
Position - Feedback

Control:

DMX-512 protocol
Backlit graphic LCD control panel
4 illuminated buttons
Low noise temperature control ventilation system
Overheat protection
Color calibration feature
Internal color presets



Connectors:

DMX XLR 3-pin
Mains voltage: Powercon input

Operation parameters:


Mains voltage: 100-240V, 50-60Hz, 350VA
Maximum ambient temperature: 113°F / 45°C
Orientation: any

Weight & Dimensions:

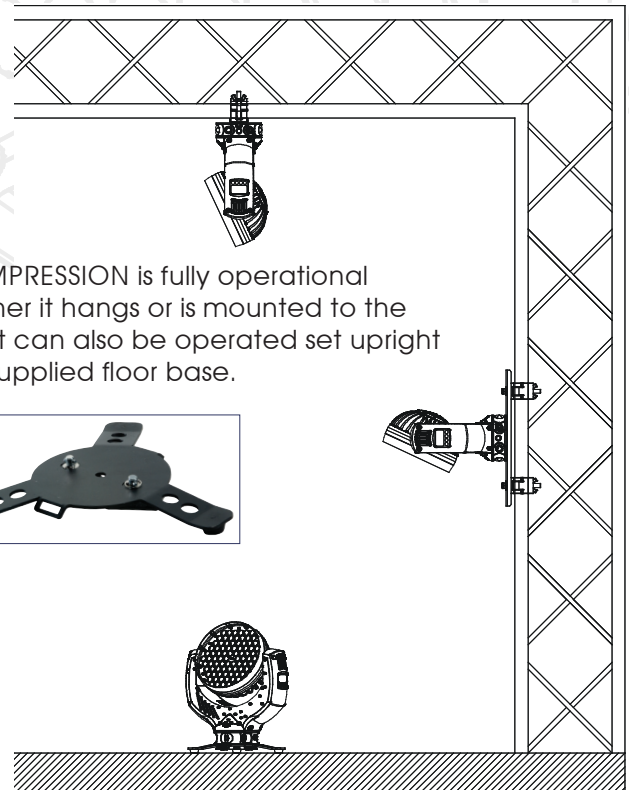
Weight: 16 lbs / 7.5 kg
Dimensions (height x length x width):
14.5" x 14" x 5.75" / 370 x 340 x 145mm

Available Unit colors:

Black
Silver & White [Special order only]



Live Earth Stage - Hamburg, Germany



The IMPRESSION is fully operational whether it hangs or is mounted to the wall. It can also be operated set upright with supplied floor base.



Engineered for Quality
& Dependability

T 866.245.6726
www.ElationLighting.com
info@elationlighting.com